



常规金属叶片轴流风机
Conventional Carbon Steel Blade Axial Fan

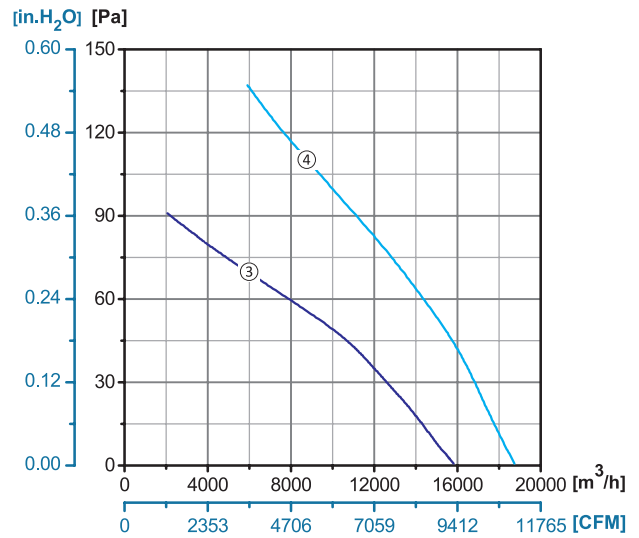
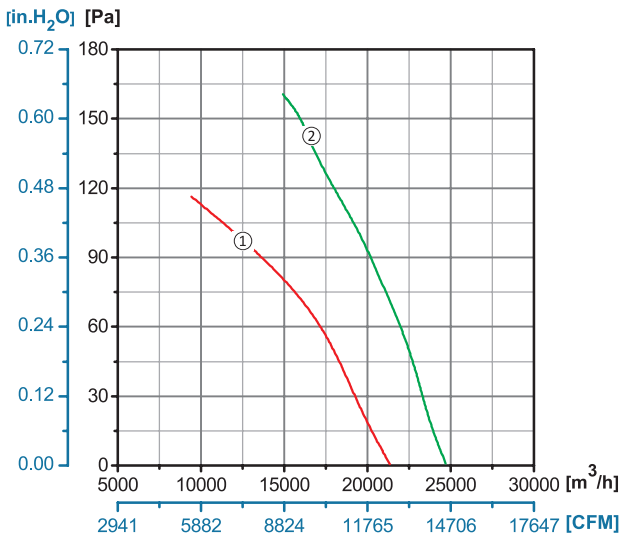
ErP2015
EXCEEDS THE NORM








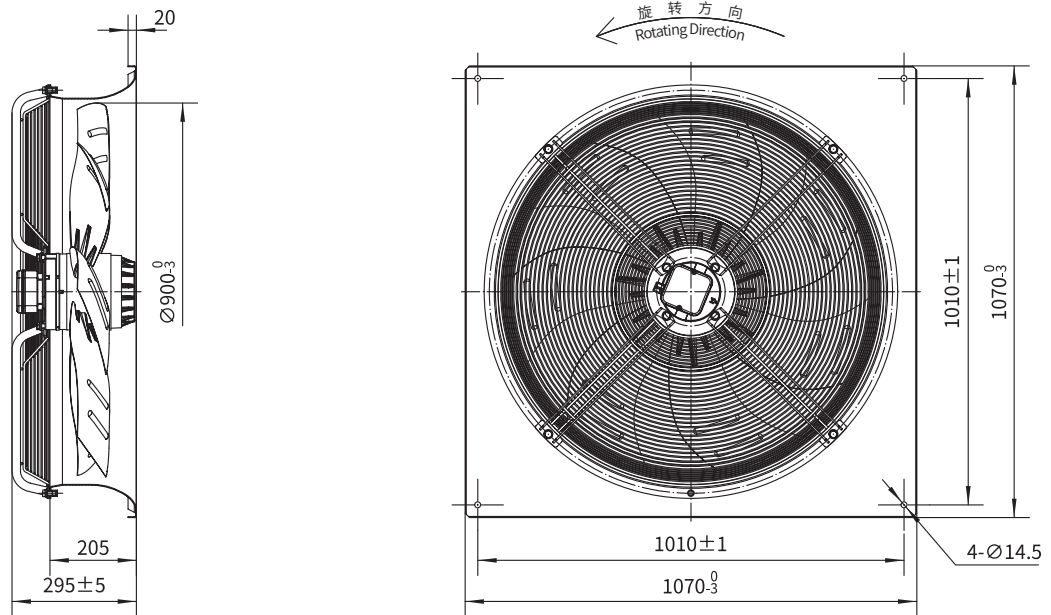
Φ900

转子材质 Rotor Material: 铸铝 Aluminum Die-casting
 叶轮材质 Impeller Material: 碳钢 Carbon Steel
 防护等级 Ingress Protection: IP54
 绝缘等级 Insulation Class: F
 轴承类型 Bearing Type: 免维护滚珠球轴承
 Maintenance Free Ball Bearing

性能曲线 Performance Curves



				
Type B	Type C	Type D	Type E	Type F0
/	/	/	/	/
/	/	/	/	/

F1 型面板 Type F1

 常规金属叶片轴流风机
 Conv. Steel Blade Axial

	电压 Voltage	频率 Frequency	电流 Current	功率 Power	转速 Speed	电容 Capacitor	风量 Air Flow (0 Pa)	噪音 Noise	曲线 Curve	运行温度 Working Temp.	认证 Approvals
Type F1	V	Hz	A	W	RPM	μF	[m^3/h]/[CFM]	dB(A)	No.	Min/Max($^{\circ}\text{C}$)	
YWF.A6T-900S-7F S10	380/400	50	3.20	1500	930	/	25000/14750	81	②	-30/+60	CCC, CE
	380/400	50	2.00	1150	800	/	21000/12390	78	①	-30/+60	CCC, CE
YWF.A8T-900S-7F S10	380/400	50	2.20	850	700	/	18730/11018	76	④	-30/+60	CCC, CE
	380/400	50	1.10	600	550	/	15800/9294	72	③	-30/+60	CCC, CE

